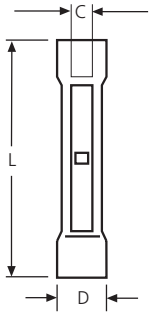


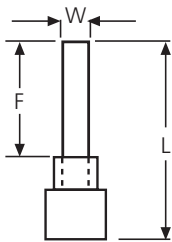
Insulated Butt Connectors



Technical Table

Code	Wire Range (mm ²)	Colour	Dimensions		
			D	C	L
1UT	0,25 - 1,65	Red	4,0	1,7	24,6
2UT	1,04 - 2,63	Blue	4,5	2,3	24,6
3UT	2,63 - 6,64	Yellow	6,3	3,4	26,5

Insulated Blade Terminals

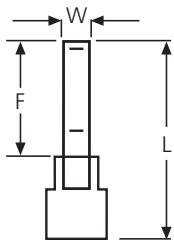


Technical Table

Code	Wire Range (mm ²)	Colour	Dimensions		
			W	L	F
1FB10	0,25 - 1,65	Red	2,3	19,8	10,0
1FB11			3,0	20,8	11,0
1FB14			3,0	23,8	14,0
1FB18			2,2	27,8	18,0
2FB9	1,04 - 2,63	Blue	2,8	18,8	9,0
2FB13			2,4	22,8	13,0
2FB18			2,2	27,8	18,0
3FB10	2,63 - 6,64	Yellow	2,8	23,0	10,0
3FB14			4,5	27,0	14,0

For Inner Copper Tube (TwinGrip) use Prefix "T"

Insulated Hook Blade Terminals

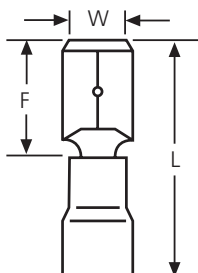


Technical Table

Code	Wire Range (mm ²)	Colour	Dimensions		
			W	L	F
1HB3	0,25 - 1,65	Red	3,0	27,2	16,8
1HB			4,6	27,2	16,8
2HB3	1,04 - 2,63	Blue	3,0	27,2	16,8
2HB			4,6	27,2	16,8
3HB3	2,63 - 6,64	Yellow	3,0	30,2	17,2
3HB			4,6	30,2	17,2

For Inner Copper Tube (TwinGrip) use Prefix "T"

Insulated Male Disconnects



Technical Table

Code	Wire Range (mm ²)	Colour	Dimensions		
			W	L	F
1DM4	0,25 - 1,65	Red	4,8	19,0	6,5
1DM			6,35	21,0	7,7
2DM4	1,04 - 2,63	Blue	4,8	10,0	6,5
2DM			6,35	21,0	7,7
3DM	2,63 - 6,64	Yellow	6,35	24,0	7,7

For Inner Copper Tube (TwinGrip) use Prefix "T"

● 0.5 - 1,5mm² - 19Amp 600V ● 1.5 - 2,5mm² - 27Amp 600V ● 4 - 6mm² - 48Amp 600V