

Wire Identification Clip (WIC Markers)

Features and Benefits

This fast and easy to use snap-on marker is ideal for use in areas where termination has been completed or where systems need to remain switched on.

WIC is especially engineered to remain in place even under continuous vibration.

The robust locking mechanism ensures that the marker legend is always visible on the cable in areas of vibration or other cable movement.

WIC markers are fitted by simply clicking them on using the WIC tool. The WIC tool can be used for all sizes and takes up to 20 markers.


WIC is manufactured from a halogen free material and is ROHS compliant.

Application


Applying the markers can be done either by hand or with the ergonomically designed WIC Tool.

Simply snap the marker onto the wire, twist and then reapply the next marker.

The WIC Tool is unique as it can accommodate all three sizes of WIC.



The convenient WIC dispenser ideal for pocket or toolbox storage.



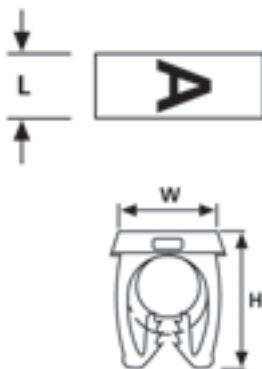
Use the applicator to simply snap the marker onto your cable.



Ordering Information

Code	Cable Dimensions		Marker Dimensions			Dispenser	
	Outside Diameter (mm)	(mm) ²	Width (W)	Height (H)	Length (L)	Size	Colour
WIC1	2.0 - 2.8	0.5 - 1.5	5.0	6.4	3.0	200	Red
WIC2	2.8 - 3.8	1.5 - 2.5	5.6	7.1	3.0	200	Blue
WIC3	4.3 - 5.3	4 - 6	8.0	9.6	3.0	100	Yellow

All dimensions in mm. Subject to technical changes.



WIC Applicator Tool - WICTOOL



Material Data

RoHS	Material	Polyamide 6.6 (PA66)
	Colour	International resistor colour code with marking text 0-9. Yellow with marking text A-Z, 0-9 and symbols.
	Operating Temperature	-40°C to +85°C Continuous, (+105°C for 500 h)
	Flammability	UL94 V0
	Certification	IEC 304, EN 60062, UL94